



District Report Card: 2017


State: Bihar	District: Arwal
Class: 5	Subject: Language
Schools: 60	Students: 1195


Participation/Coverage


Students

<div>GENDER</div> <div></div>	Boys		Girls	
	Number	%	Number	%
	493	41.26	702	58.74

<div>AREA</div> <div></div>	Rural		Urban	
	Number	%	Number	%
	1123	93.97	72	6.03

<div>CATEGORY</div> <div></div>	SC		ST		OBC		GEN	
	Number	%	Number	%	Number	%	Number	%
	250	20.92	2	0.17	887	74.23	56	4.69

<div>CWSN</div> <div></div>	LD	VI	HI	S&LD	ID	Oth
	2	1	2	1	0	2

<div>Management</div> <div></div>	Government		Government-aided	
	Number	%	Number	%
	1195	100.00	0	0.00

Average Performance of Students in Language (%)

Overall	Gender		Area		Management		Social Group			
	Male	Female	Rural	Urban	Govt.	Aided	SC	ST	OBC	GEN
57.27	58.17	56.64	57.67	51.02	57.27	0.00	54.67	86.67	57.91	57.74

Performance on Learning Outcomes (LOs)

Learning Outcomes	Description	Average Performance(%)
L504	Reads and comprehends independently storybooks, news items/ headlines, advertisements etc.	56.18
L508	Reads text with comprehension, locates details and sequence of events	57.82

Range of Performance of Students who Answered Correctly							
Below 30%		30% - 50%		50% - 75%		Above 75%	
Number	%	Number	%	Number	%	Number	%
170	14.23	287	24.02	423	35.40	315	26.36

Lowest Performing Learning Outcomes (LOs)

- 1 - Reads and comprehends independently storybooks, news items/ headlines, advertisements etc. (56.18)
- 2 - Reads text with comprehension, locates details and sequence of events (57.82)